



FAUX *Spring* REVERB

It's back! Smaller, more powerful and sounding better than ever!

The Mini Faux Spring Reverb offers the most authentic spring reverb sound you will ever find. With literally months and months in research and development, we took the original FSR and made it tonally bigger, better and physically smaller.

Utilizing the latest and most powerful processing units we have recreated a Wampler classic with a much bigger reverb trail, a purer tone and more depth than we could have ever thought possible.

Many people GAS for every kind of reverb possible, they want "infinite inverse cathedral martian creater shimmer "and some just want a great reverb like we used to find in those glorious amps from the golden era of American tube amplifiers. If your desire is for a reverb to set and sit, or need the minimal amount of tweaking, then the MiniFSR is the pedal for you. You just won't find a better reproduction of THAT classic wet and springy tank sound.

To get the most out of your new pedal, you'll want to become very familiar with the controls. The Mini Faux Spring Reverb features an accessible control setup, with three straightforward knobs that work together to allow you to dial in precisely your sort of reverb tone: Volume, Tone, and Depth. The Mini Faux Spring Reverb features an all-analog dry signal path, so your base signal remains completely unaffected. As with all Wampler Pedals products, the Faux Spring Reverb includes high-quality true-bypass switching which takes it completely out of the signal path when bypassed. Experiment and enjoy!


Bypass Switch – A true-bypass footswitch ensures solid, mechanical removal of the circuit when it isn't wanted, meaning you don't lose any tone when the pedal is off.

Volume – This control adjusts the amount of wet signal present. Sometimes you want a subtle, gentle undertone of reverb; sometimes you want a brash, wet, springy goodness. The pedal works best going into your amp, and it is very important to consider that as you raise the gain on your amp, especially if it begins to overdrive/distort, the sound of the reverb will raise dramatically because of the natural compression introduced by amp drive. To keep the amount of reverb where you want it, make sure you adjust the Level control carefully when you're at your desired amp volume. Using pedals in front of the Faux Spring Reverb does not require this adjustment, because they are playing into the simulated spring reverb sound. It's only if the Faux Spring Reverb's signal goes into something that creates overdrive or distortion that you need to be careful in adjusting the Level control to ensure that you don't get more reverb than you intended. This knob, used in conjunction with the Tone and Depth knobs, also allows you to dial in a really interesting undertone to the general sound, which you can play over for a lot of texture. I'll make sure to include a preset that demonstrates that usage.


Tone – This adjusts the Mini Faux Spring Reverb's sound to be lighter or darker. Useful in dialing in precisely the sort of spring tone you want, at higher settings you can get some seriously lively sounds going on as you play, while at lower settings, all the way down to fully counter-clockwise, the sound has a darker, more restrained quality. Adjusting this control will necessarily involve adjusting the Depth control, since those two parameters have a huge impact on the overall sound of the Mini Faux Spring Reverb. Tone shaping is vital in order to dial it in for your guitar, pedals, and amp setup, and Brian was careful to include all of the adjustment range you need in order to achieve a great reverb sound regardless of your surrounding gear.

Depth – Depth controls the length of time that the Mini Faux Spring Reverb's simulated spring reverb extends. Higher Depth settings can give you a huge wash of sound that only long and looser reverb tanks offer, while shorter Depth settings are great for simulating smaller spring reverb tanks. Adjust in conjunction with Tone to dial in the perfect desired reverb tone, and then set how forward or in the background you want it to be with Volume. Three knobs, immaculate control, and tons of tone!

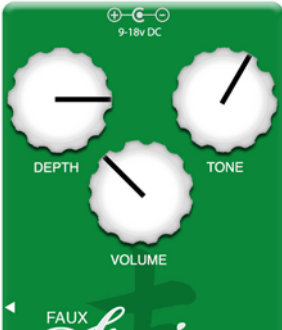
Suggested Settings



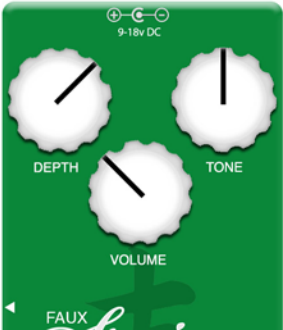
Classic spring!



An ambient texture



Small tank splash!



Long Spring, high tension

WAMPLER Pedals Limited Warranty. WAMPLER offers a five (5) year warranty to the original purchaser that this WAMPLER product will be free from defects in material and workmanship. A dated sales receipt will establish coverage under this warranty. This warranty does not cover service or parts to repair damage caused by accident, neglect, normal cosmetic wear, disaster, misuse, abuse, negligence, inadequate packing or shipping procedures and service, repair or modifications to the product, which have not been authorized by WAMPLER. If this product is defective in materials or workmanship as warranted above, your sole remedy shall be repair replacement as provided below. **RETURN PROCEDURES.** In the unlikely event that a defect should occur, follow the procedure outlined below. Defective products must be shipped, together with a dated sales receipt, freight pre-paid and insured directly to **WAMPLER SERVICE DEPT – 3383 Gage Ave., Huntington Park, CA 90255, USA.** A Return Authorization Number must be obtained from our Customer Service Department prior to shipping the product. Products must be shipped in their original packaging or its equivalent; in any case, the risk of loss or damage in transit is to be borne by the purchaser. The Returns Authorization Number must appear in large print directly below the shipping address. Always include a brief description of the defect, along with your correct return address and telephone number.

When emailing to inquire about a returned product, always refer to the Return Authorization Number. If WAMPLER determines that the unit was defective in materials or workmanship at any time during the warranty period, WAMPLER has the option of repairing or replacing the product at no additional charge, except as set forth below. All replaced parts become a property of WAMPLER. Products replaced or repaired under this warranty will be returned via ground shipping within the United States freight prepaid. WAMPLER is not responsible for costs associated with expedited shipping, either to WAMPLER or the return of the product to the customer.

INCIDENTAL OR CONSEQUENTIAL DAMAGE. In no event is WAMPLER liable for any incident or consequential damages arising out of the use or inability of the possibility of such damages, or any other claim by any other party. Some states do not allow the seclusion or limitation of consequential damages, so the above limitation and exclusion may not apply to you. This warranty gives you specific legal rights and you may also have other rights which may vary from state to state.

FOR YOUR PROTECTION. Please complete the online warranty registration within (10) ten days of the date of purchase so that we may contact you directly in the event of a safety notification issued in accordance with the 1972 Consumer Product Safety Act.

This equipment has been tested and found to comply with the limits for a Class B digital device, pursuant to part 15 of the FCC Rules. These limits are designed to provide reasonable protection against harmful interference in a residential installation.

This equipment generates, uses and can radiate radio frequency energy and, if not installed and used in accordance with the instructions, may cause harmful interference to radio communications. However, there is no guarantees that interference will not occur in a particular installation. If this equipment does cause harmful interference to radio or television reception, which can be determined by turning the equipment off and on, the user is encouraged to try to correct the interference by one or more of the following measures.

- Reorient or relocate the receiving antenna.
- Increase the separation between the equipment and the receiver.
- Connect the equipment into an outlet on a circuit different from that to which the receiver is connected.
- Consult the dealer or an experience radio/TV technician for help.

Changes or modifications not expressly approved by the party responsible for compliance could void the user's warranty to operate the equipment. **CUSTOMER SUPPORT.** Our dedicated staff is ready to help you with any warranty or product questions – please email us at help@wamplerpedals.com or call us on (765) 352-8626

Please remember to register your pedal as soon as possible after purchase at the following web page to ensure quicker service if you should ever need to make a warranty claim: www.RegisterYourWamplercom